

FAIRFIELD POLICE DEPARTMENT

Monthly Report –January 2022



Chief Robert Kalamaras

Fairfield Police Department

www.fpdct.com



Section 1: Bureau / Division Reports

Field Services Bureau \ Noteworthy Police Work

Retirements/Resignations

Assignments

Bureau Reports

Section 2: Statistical Activity Summary

Calls for Service Totals

Alarm Response Summary

Motor Vehicle Activity

Parking Ticket Summary

Criminal Arrest Summary

Domestic Violence Arrest Summary

Calls for Service Breakdown Report

Field Services Bureau \ Noteworthy Work

FILE 22-2162 1/18/22 @ 1239HRS SOUTH BENSON MARINA

At the time of call a small craft advisory was issued for the local area. The weather conditions were as follows:

**Air Temperature: 33 Degrees
Wind: 18 MPH Sustained, 33 MPH Gust
Water Temperature: 39 Degrees
Wave Height: 2-3 Feet**

1239 HRS ON 1/18/22 TC CHOMICZ RECEIVED A 911 CALL FROM 2 KAYAKERS IN DISTRESS REQUESTING HELP OUTSIDE SOUTH BENSON MARINA. TC CHOMICZ STAYED ON THE LINE AND ASKED ALL RELEVANT INFORMATION TO RESPONDING OFFICERS.TC CHOMICZ WAS VERY INFORMATIVE AND REASSURING TO THE CALLER WHICH CALMED THE CALLER DOWN DURING THIS POTENTIAL LIFE THREATING SITUATION.

SGT. WILTSIE, WHO WAS AT SOUTH BENSON MARINA AT THE TIME OF CALL, IMMEDIATELY BOARDED THE FPD 33' SAFE BOAT AND BEGAN OPERATION TO GET UNDERWAY.

OFFICER McGRATH, WHO WAS WORKING A ROAD JOB HEARD THE CALL FOR SERVICE AND IMMEDIATELY RESPONDED TO THE MARINA TO ASSIST.

SGT WILTSIE AND OFFICER McGRATH LOCATED TWO INDIVIDUALS AND TOOK THEM ABOARD THE FPD VESSEL, GIVING IMMEDIATE ATTENTION TO THEIR CONDITION AND TRANSPORTING THEM TO THE FUEL DOCK TO BE MET BY AMR.

UNDOUBTEDLY, SGT. WILTSIE, OFFICER McGRATH AND TC CHOMICZ PLAYED AN INTEGRAL ROLE IN RESCUING THESE TWO INDIVIDUALS WHO WERE IN A LIFE THREATENING SITUATION DUE TO HIGH WINDS AND EXTREMELY LOW WATER TEMPERATURES. THEY ARE RECOGNIZED FOR THEIR QUICK ACTION AND PROFESSIONALISM..... GREAT WORK BY ALL INVOLVED!!!!

22-2365 1/19/22 @ 1534HRS

AT 1534HRS THE COMPLAINANT REPORTS A DOMESTIC DISTURBANCE WITH HER HUSBAND. BEFORE OFFICERS ARRIVAL THE SUSPECT HAD FLED THE RESIDENCE. A BROADCAST WAS RELEASED WITH SUSPECT AND VEHICLE DESCRIPTION

OFFICER MARK LETSCH WAS ABLE TO LOCATE THE VEHICLE TRAVELING ON BLACK ROCK TPK. OFFICER LETSCH'S SITUATIONAL AWARENESS AND KEEN OBSERVATION SKILLS RESULTED IN A TIMELY AND SAFE RESOLUTION TO THIS INCIDENT..... GREAT JOB OFFICER LETSCH!!!!!

22-2955 1/31/22 @ 0710HRS

AT 0710HRS OFFICER FELICIA CLARK WAS TRAVELING ON RT8 SOUTH ON HER WAY INTO WORK. OFFICER CLARK WAS FLAGGED DOWN BY MULTIPLE PEDESTRIANS FOR A VEHICLE WHICH HAD CRASHED INTO THE WOODS. OFFICER CLARK STOPPED AND RENDERED AID TO THE INDIVIDUALS INVOLVED.

OFFICER CLARK EVALUATED THE DRIVER FOR INJURIES AND REMOVED THE 2 YOUNG CHILDREN FROM THE BACK SEAT OF THE VEHICLE. OFFICER CLARK DID SO WITHOUT HESITATION AND CONSIDERATION FOR HER OWN SAFETY WHILE OUT OF TOWN.....GREAT JOB OFFICER CLARK !!!!!!

Social Media Threat Toward Fairfield School, Juvenile Subject Arrested

ON JANUARY 20, 2022, AT APPROXIMATELY 3 PM, THE FAIRFIELD POLICE DEPARTMENT WAS NOTIFIED BY THE FBI NEW HAVEN OF A POSSIBLE THREAT MADE TOWARD A FAIRFIELD SCHOOL ON THE SOCIAL MEDIA APP YIK YAK. THE FBI WAS NOTIFIED BY THE SOCIAL MEDIA COMPANY OF THE ANONYMOUS MESSAGE.

SCHOOL ADMINISTRATIONS WERE NOTIFIED AND AN INVESTIGATION WAS IMMEDIATELY CONDUCTED REGARDING THE CREDIBILITY OF THE THREAT.

DURING THE COURSE OF THE INVESTIGATION, POLICE IDENTIFIED THE INDIVIDUAL RESPONSIBLE FOR POSTING THE MESSAGE. THE SUBJECT, A JUVENILE STUDENT ENROLLED IN THE FAIRFIELD PUBLIC SCHOOL SYSTEM, HAS SINCE BEEN ARRESTED AND IS CURRENTLY IN POLICE CUSTODY.

GREAT JOB BY ALL INVOLVED!!!



Sergeant Michael Stahl, Sergeant Richard Peck and Detective Eric Fuller received the Distinguished Service Award for their efforts in reimplementing a half decade old Citizen Police Academy Program (CPA).



Sergeant Michael Stahl was additionally recognized by Chief Robert Kalamaras and presented with the Chief's Award for his outstanding service and contributions to the Fairfield Police Department and Town of Fairfield Community.

Retirements/Resignations



Congratulations to Deputy Chief John Bucherati who retires after serving the Fairfield Community as a member of the Fairfield Police Department for over 31 years! Chief Bucherati continues a lifetime and career of honor and commitment as he assumes the role of Chief of Police for the Town of Seymour, CT!

Promotions and New Assignments



Congratulations to Deputy Chief Keith Broderick and Captain Edward Weihe who were promoted to their respective ranks on Monday, January 3, 2022. The Oath of Office was administered by [Fairfield First Selectwoman Brenda Kupchick](#).

New Officers

There were no new officers hired in January. We have accepted three new Interns.



The Fairfield Police Departments welcomes its newest Interns for the Spring 2022 Semester!

Evan Strauser - Housatonic Community College

Anna Ocheretyansky - University of New Haven

Samuel Angiolelli - Sacred Heart University

Special Services Bureau

<i>Traffic Safety Unit</i>	Jan	Feb	Mar	Apr	May	Jun	Jul	Aug	Sep	Oct	Nov	Dec
<i>Traffic Stops</i>	371											
<i>Infractions Issued</i>	239											
<i>Misdemeanor Summons</i>	4											
<i>Accidents Investigated</i>	34											
<i>Child Seat Installations</i>	12											
<i>DUI Arrests</i>	4											

<i>Traffic Crash Unit</i>	Jan	Feb	Mar	Apr	May	Jun	Jul	Aug	Sep	Oct	Nov	Dec
<i>Accidents Investigated</i>	67											
<i>Accidents with Injuries</i>	5											
<i>Search Warrants</i>	0											
<i>Arrest Warrants</i>	0											
<i>Misdemeanor Summons</i>	6											
<i>Infractions Issued</i>	23											
<i>Fatalities</i>	1											

*Assist Bridgeport PD - Fatal Pedestrian Crash - Main Street - FARO Diagram

<i>Animal Control</i>	Jan	Feb	Mar	Apr	May	Jun	Jul	Aug	Sep	Oct	Nov	Dec
<i>Complaints</i>	65											
<i>Wildlife Complaints</i>	22											
<i>Animals Tested for Rabies</i>	1											
<i>Animals Positive / Rabies</i>	0											
<i>Animal Bites</i>	2											
<i>Written Warnings</i>	2											
<i>Infractions</i>	0											
<i>Misdemeanors</i>	0											

Traffic Enforcement Targeted Area

- Fairfield Woods Rd
- Jackman Ave
- Villa Ave
- Reef Rd
- Burr St
- Post Rd / River St
- Black Rock Tnpk
- Holland Hill Rd
- Tahmore Dr
- Redding Rd
- Brookside Dr
- Toilsome Hill Rd
- N Benson Rd
- Candlewood Rd

Projects for the month of January 2022
COVID Clinic Test Traffic Organization and Handout conducted by the traffic unit - 2 locations conducted with CERT and FIRE
Speed study - Candlewood Rd
Speed study - Davis Rd
Speed study - Pansy Rd
Unquowa Place Traffic Study

Marine Unit	April	May	JUN	JUL	AUG	SEPT	OCT
<i>Complaints</i>							
<i>Boats Towed</i>							
<i>Written Warnings</i>							
<i>Arrests</i>							
<i>Safety Inspections</i>							
<i>Total Calls For Service</i>							
<i>Hours Underway</i>							
<i>Community Events</i>							
<i>Location Checks</i>							
<i>Fatalities</i>							

Note: Marine unit not in operation for December

Administrative Services Bureau

Training



The entire command staff attended a training workshop at The SHU Theater presented by (D2C) Dedication to Community.

Dedication To Community (D2C) is a national non-profit that educates and empowers communities through skill-building workshops and ongoing forums designed to improve understanding and foster relationships while pursuing healing, reconciliation and unity. Its experts work with government agencies and the private sector by training and advising on critical issues in public safety and law enforcement, as well as diversity, belonging and equity.

<https://www.dedicationtocommunity.org/>

- CIT
- Collect
- Sniper
- ESU
- Dive Team....Cold water rescue at Lake Mohegan
- Human/Cultural Diversity.....D2C.... Dedication to Community
- PEP Training

Emergency Communications Center



Construction of the new Fairfield County Regional Dispatch Center is complete and after a few finishing touches, is anticipated to open the first week in March! After several years of planning and lots of hard work, we were happy to host a small group of local representatives to preview the new facility. An official ribbon cutting is just around the corner!

Emergency Communications Center Call Statistics

	Jan	Feb	Mar	Apr	May	Jun	Jul	Aug	Sep	Oct	Nov	Dec
<i>Total Incoming Calls</i>	8,163											
<i>Total 911 Calls</i>	1772											
<i>Total Outgoing Calls</i>	2,345											
<i>Total CSFs Processed</i>	4,044											
<i>% 911 Calls Under 10 Sec</i>	95.26											

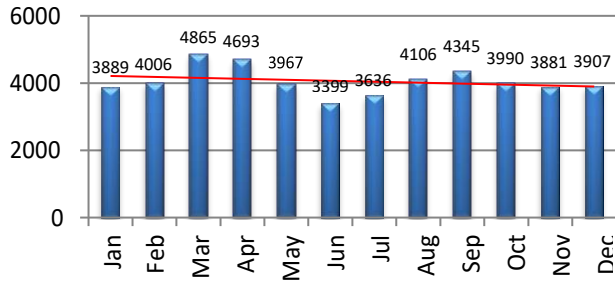
Section 3: Statistical Activity Summary

TOTAL CALLS FOR SERVICE

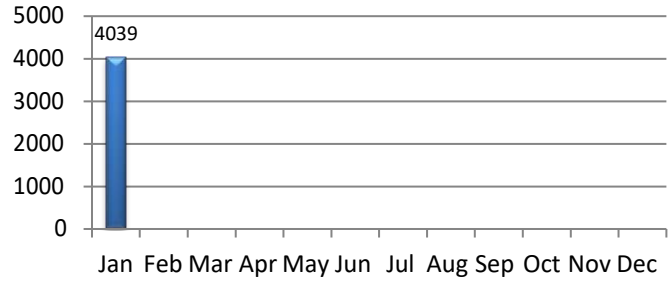
Calls for Service	Jan	Feb	Mar	Apr	May	Jun	Jul	Aug	Sep	Oct	Nov	Dec	YTD
2021	3889	4006	4865	4693	3967	3399	3636	4106	4345	3990	3881	3907	48,684
2022	4039												4,039

Note: Includes miscellaneous calls that may not be listed under the call analysis section

Calls For Service - 2021



Calls for Service - 2022

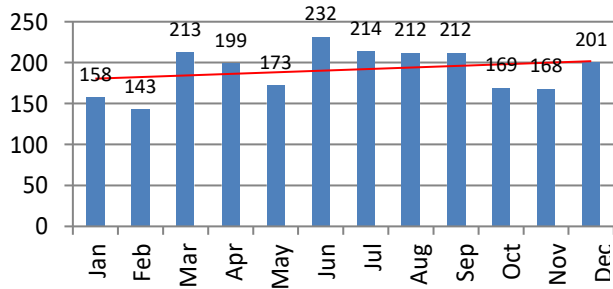


ALARM RESPONSE SUMMARY

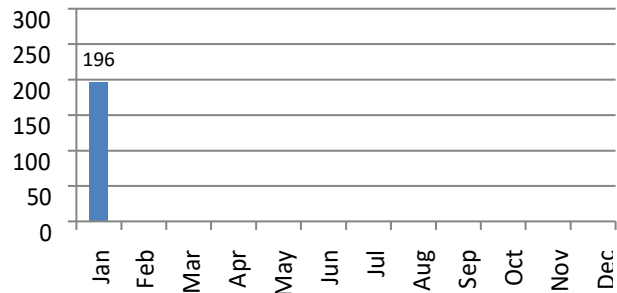
Total Alarms	Jan	Feb	Mar	Apr	May	Jun	Jul	Aug	Sep	Oct	Nov	Dec	YTD
2021	158	143	213	199	173	232	214	212	212	169	168	201	2,294
2022	196												196

False Alarms	Jan	Feb	Mar	Apr	May	Jun	Jul	Aug	Sep	Oct	Nov	Dec	YTD
2021	158	143	211	199	173	231	214	212	212	169	168	201	2,291
2022	196												196

Alarms - 2021



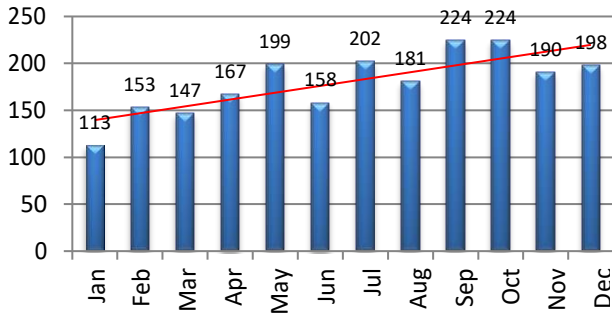
Alarms - 2022



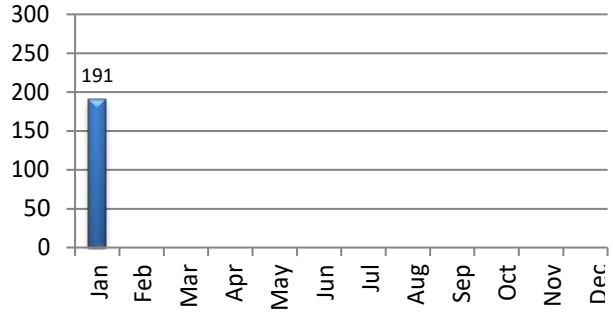
MOTOR VEHICLE ACTIVITY

MV Accidents	Jan	Feb	Mar	Apr	May	Jun	Jul	Aug	Sep	Oct	Nov	Dec	YTD
2021	113	153	147	167	199	158	202	181	224	224	190	198	2,156
2022	191												191

Motor Vehicle Accidents - 2021



Motor Vehicle Accidents - 2022



MV Enforcement	Jan	Feb	Mar	Apr	May	Jun	Jul	Aug	Sep	Oct	Nov	Dec	YTD
Warning-2021	458	374	560	396	249	177	183	319	212	179	279	217	3,603
2022	211												211

Infractions-2021	71	134	270	520	155	95	246	367	171	267	223	150	2,669
2022	239												239

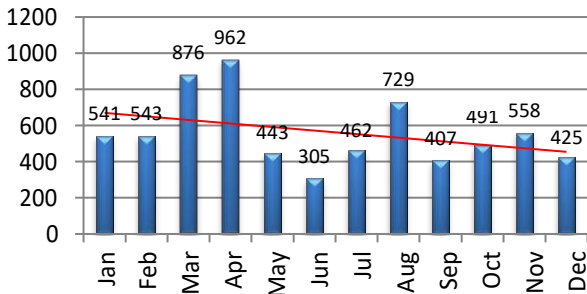
Misdemeanor-2021	8	24	38	34	31	28	25	36	17	35	42	41	359
2022	40												40

Custodial - 2021	3	3	8	5	8	5	4	2	2	3	8	10	61
2022	6												6

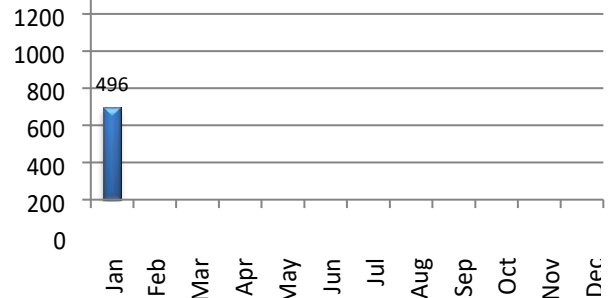
DUI Arrests - 2021	2	6	9	14	10	2	6	5	5	3	2	8	72
2022	5												5

MV Contacts - 2021	541	543	876	962	443	305	462	729	407	491	558	425	6,742
2022	496												496

MV Contacts - 2021



MV Contacts - 2022



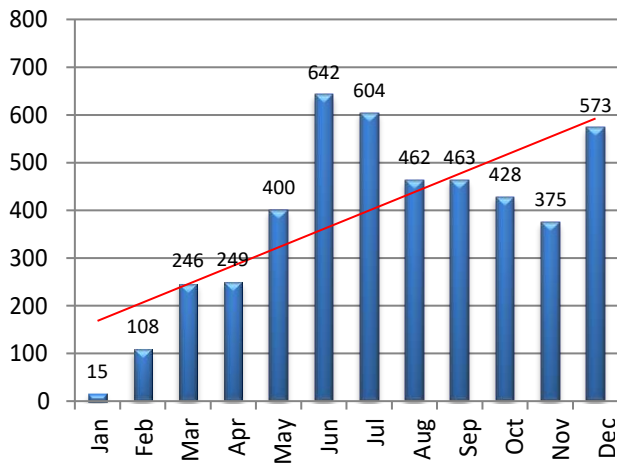
MV Enforcement: Type	Jan	Feb	Mar	Apr	May	Jun	Jul	Aug	Sep	Oct	Nov	Dec	YTD
Speeding Violations	193												193
Seatbelt Violations	0												0
Registration Violations	51												51
License Violations	19												19
Distracted Driving	9												9
Suspended Licence	12												12
Stop Sign Violations	111												111
Traffic Light Violation	15												15

The above incidents are a overview of common violations. These statistics are not the only motor vehicle enforcement actions taken. The above show top 6 violations for the month.

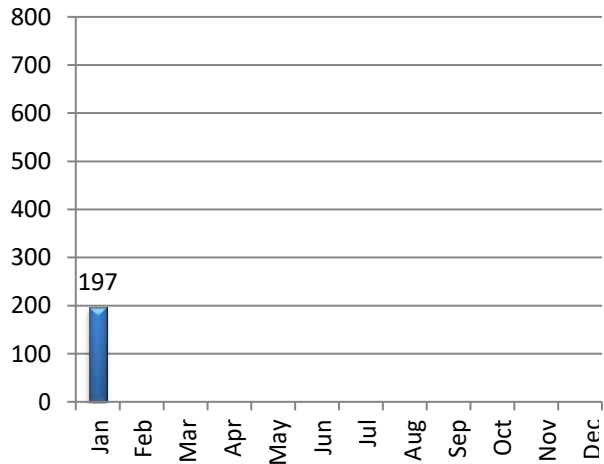
PARKING TICKET SUMMARY

Total Issued	Jan	Feb	Mar	Apr	May	Jun	Jul	Aug	Sep	Oct	Nov	Dec	YTD
2021	15	108	246	249	400	642	604	462	463	428	375	573	4565
2022	197												197

Parking Tags Issued 2021



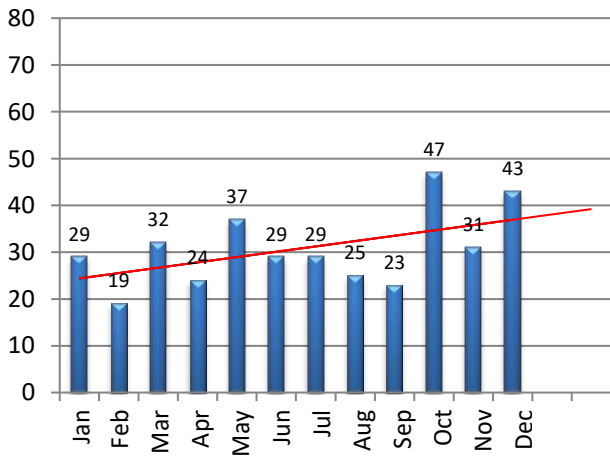
Parking Tags Issued - 2022



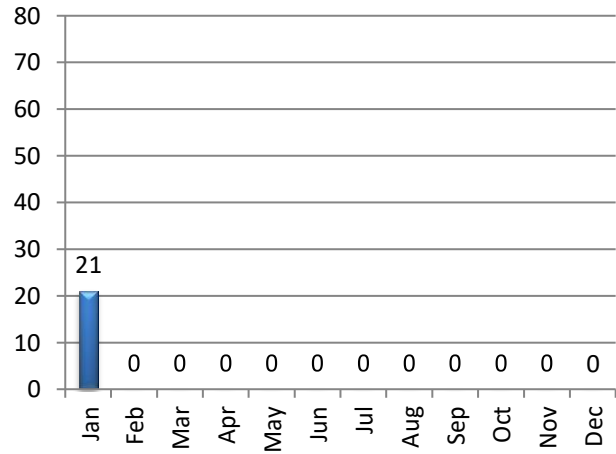
CRIMINAL ARREST SUMMARY

Criminal Arrests by Month	Jan	Feb	Mar	Apr	May	Jun	Jul	Aug	Sep	Oct	Nov	Dec	YTD
Larceny - 2021	18	14	24	20	17	18	20	17	16	26	15	29	234
2022	16												16
Vandalism - 2021	4	1	1	2	4	5	5	0	2	3	1	4	32
2022	0												-
MV Theft / Attempt - 2021	0	1	0	0	2	0	0	0	0	4	1	2	10
2022	0												-
Burglary / Attempt - 2021	2	2	3	1	6	4	3	2	1	8	0	3	35
2022	1												1
Assault - 2021	5	1	4	1	8	2	1	5	4	6	9	2	48
2022	4												4
Robbery - 2021	0	0	0	0	0	0	0	1	0	0	5	3	9
2022	0												-
2021	29	19	32	24	37	29	29	25	23	47	31	43	368
2022	21	0	0	0	0	0	0	0	0	0	0	0	21

Total Criminal Arrests - 2021



Total Criminal Arrests - 2022



Domestic Violence Arrests	Jan	Feb	Mar	Apr	May	Jun	Jul	Aug	Sep	Oct	Nov	Dec	YTD
2022	5												5

CALLS FOR SERVICE BREAKDOWN

		Jan	Feb	Mar	Apr	May	Jun	Jul	Aug	Sep	Oct	Nov	Dec	Total
911 HANG UP	2019	6	8	9	7	10	5	5	6	11	11	3	8	89
	2020	7	7	7	2	3	13	8	6	5	15	9	7	89
	2021	9	5	11	8	11	21	25	14	15	16	7	10	152
	2022	13												13
ABANDONED MOTOR VEHICLE	2019	9	8	14	6	4	9	14	5	7	5	10	4	95
	2020	7	7	5	4	7	4	5	10	8	6	9	8	80
	2021	5	4	3	6	4	12	4	10	8	8	7	6	77
	2022	4												4
ALARM	2019	0	0	0	0	0	0	0	1	0	0	0	0	1
	2020	0	0	0	0	0	0	0	0	0	0	0	0	0
	2021	0	0	1	0	211	232	214	212	212	169	168	201	1620
	2022	196												196
ALARM EXCUSED	2019	0	3	0	0	3	0	1	1	1	1	0	1	11
	2020	0	6	0	0	0	0	0	0	0	1	0	0	7
	2021	0	0	2	0	0	1	0	0	0	0	0	0	3
	2022													0
ALARM FALSE	2019	243	211	227	232	250	261	273	283	215	203	250	254	2902
	2020	209	182	201	131	152	193	216	261	181	161	187	192	2266
	2021	158	143	211	199	173	231	214	212	212	169	168	201	2291
	2022	201												201
ANIMAL COMPLAINT	2019	66	73	117	90	103	125	120	127	100	99	76	61	1157
	2020	57	84	84	73	86	125	128	116	138	95	88	43	1117
	2021	65	43	62	63	86	113	109	107	100	82	72	49	951
	2022	57												57
ANIMAL RESCUE	2019	0	2	1	1	0	3	2	0	1	0	1	0	11
	2020	0	0	0	1	1	3	1	0	2	0	0	1	9
	2021	1	0	1	0	2	1	1	0	0	1	0	0	7
	2022													0

		Jan	Feb	Mar	Apr	May	Jun	Jul	Aug	Sep	Oct	Nov	Dec	Total
ASSAULT	2019	2	3	4	2	3	1	0	3	2	1	5	1	27
	2020	1	4	2	0	0	3	4	0	3	3	2	2	24
	2021	2	0	2	4	5	2	2	6	5	3	6	3	40
	2022	2												2
ASSAULT IN PROGRESS	2019	0	0	0	0	0	0	0	0	0	0	0	0	0
	2020	0	0	0	0	0	0	0	0	0	0	0	0	0
	2021	0	0	0	1	0	1	0	0	0	0	1	0	3
	2022	0												0
ASSISTANCE	2019	186	180	174	171	181	186	177	171	216	210	175	156	2183
	2020	163	159	107	106	134	151	134	159	177	166	113	127	1696
	2021	126	174	152	151	176	180	186	189	249	162	154	147	2046
	2022	134												134
BANK ESCORT	2019	22	15	21	22	22	20	22	22	19	22	16	21	244
	2020	23	19	22	18	11	12	23	21	21	21	16	21	228
	2021	21	15	22	21	16	22	21	19	18	20	16		211
	2022													0
BOMB THREAT	2019	0	0	0	0	0	0	0	0	0	0	0	0	0
	2020	0	0	0	0	0	0	0	0	0	0	0	0	0
	2021	0	0	0	0	0	0	0	0	0	0	0	0	0
	2022	0												0
BREACH OF PEACE	2019	46	35	54	37	54	67	43	53	52	51	50	39	581
	2020	40	49	46	42	64	45	67	62	47	49	36	47	594
	2021	51	38	55	38	54	60	56	61	67	62	47	50	639
	2022	39												39
BURGLARY	2019	0	3	1	2	1	1	1	1	1	1	0	5	17
	2020	2	3	0	0	0	1	2	3	0	0	1	0	12
	2021	0	1	0	0	2	7	1	6	1	4	4	3	29
	2022	6												6
BURGLARY - RESIDENCE	2019	2	1	1	0	4	1	6	2	1	0	0	0	18
	2020	8	1	1	2	2	2	0	2	0	3	5	2	28
	2021	4	1	3	0	1	1	6	3	4	1	3	1	28
	2022	1												1

		Jan	Feb	Mar	Apr	May	Jun	Jul	Aug	Sep	Oct	Nov	Dec	Total
BURGLARY - COMMERCIAL	2019	4	1	3	0	0	6	4	2	3	3	0	0	26
	2020	1	5	3	2	0	2	2	1	3	3	2	3	27
	2021	1	1	1	1	1	4	6	2	3	0	0	1	21
	2022	3												3
BURGLARY - GARAGE	2019	1	0	0	0	0	0	1	5	0	3	0	3	13
	2020	2	2	1	0	4	2	2	7	3	2	2	6	33
	2021	0	0	0	2	0	2	0	1	0	3	1	1	10
	2022	2												2
BURGLARY - SCHOOL	2019	0	0	0	0	0	0	0	0	0	0	0	0	0
	2020	1	1	0	0	1	0	0	0	0	0	0	0	3
	2021	0	0	0	0	0	0	0	0	0	0	0	0	0
	2022	0												0
BURGLARY ATTEMPT	2019	1	1	0	1	1	0	0	2	1	1	1	0	9
	2020	0	0	0	0	0	0	0	0	1	0	1	0	2
	2021	1	0	0	0	0	1	0	1	1	0	0	0	4
	2022	0												0
BURGLARY ATTEMPT - RESIDENCE	2019	0	0	1	0	3	1	5	1	1	2	0	0	14
	2020	0	1	0	1	1	0	0	1	0	0	0	0	4
	2021	0	1	0	3	0	1	0	1	1	0	0	0	7
	2022	0												0
BURGLARY ATTEMPT - COMMERCIAL	2019	0	0	2	0	0	0	0	1	1	2	0	0	6
	2020	0	3	2	0	0	1	0	0	0	0	0	1	7
	2021	0	0	0	2	0	0	1	0	0	0	0	0	3
	2022	0												0
BURGLARY ATTEMPT - SCHOOL	2019	0	0	0	0	0	0	0	0	0	0	0	0	0
	2020	0	1	0	0	0	0	0	0	0	0	0	0	1
	2021	0	0	0	0	0	0	0	0	0	0	0	0	0
	2022	0												0
BURGLARY IN PROGRESS	2019	0	0	0	0	0	0	0	0	0	0	0	0	0
	2020	1	0	0	0	0	0	0	0	0	0	0	0	1
	2021	0	0	0	0	0	0	0	0	0	0	0	1	1
	2022	0												0

		Jan	Feb	Mar	Apr	May	Jun	Jul	Aug	Sep	Oct	Nov	Dec	Total
BUSINESS/LOCATION CHECK	2019	1352	1192	1271	1086	1096	761	703	888	985	1047	823	745	11949
	2020	937	929	1323	2289	1335	665	581	531	812	693	577	721	11393
	2021	826	1121	1409	1234	1143	866	737	999	1118	1118	1123	1253	12947
	2022	1384												1384

		Jan	Feb	Mar	Apr	May	Jun	Jul	Aug	Sep	Oct	Nov	Dec	Total
CANCELLED ALARM	2019	51	49	46	42	61	63	44	59	47	45	53	48	608
	2020	58	55	54	35	41	36	44	71	46	27	48	53	568
	2021	46	28	41	37	36	43	41	47	43	54	45	32	493
	2022	33												33
COMMUNITY EVENT	2019	46	42	25	39	64	43	46	34	85	91	108	29	652
	2020	28	37	24	8	6	26	11	11	20	20	12	6	209
	2021	8	2	12	22	21	15	22	20	34	51	83	49	339
	2022	42												42
DEAD ANIMAL ON ROADWAY	2019	2	0	2	2	1	4	1	2	4	6	4	0	28
	2020	1	4	2	5	5	2	6	2	0	1	3	2	33
	2021	0	2	2	3	3	3	1	3	1	2	4	2	26
	2022	3												3
DEAD ON ARRIVAL	2019	2	2	3	6	0	3	5	4	1	3	4	2	35
	2020	2	3	2	4	3	1	2	3	2	4	5	4	35
	2021	5	2	1	3	3	0	1	3	5	2	1	10	36
	2022	3												3
DOOR UNLOCKED	2019	11	5	5	6	6	3	2	4	10	10	6	3	71
	2020	6	6	2	2	0	3	2	3	5	2	2	2	35
	2021	2	3	2	0	4	1	1	1	0	3	4	4	25
	2022	2												2
DROWNING	2019	0	0	0	0	0	0	0	1	0	0	0	0	1
	2020	0	0	0		0	0	0	0	0	0	0	0	0
	2021	0	0	0	0	0	0	0	0	1	0	0	0	1
	2022	0												0
EMERGENCY MEDICAL CALL	2019	272	264	261	272	263	262	256	263	274	267	312	290	3256
	2020	251	348	242	297	314	295	285	252	233	256	282	306	3361
	2021	293	317	331	332	301	216	269	217	283	309	279		3147
														0
FIREWORKS COMPLAINT	2019	1	0	3	0	11	8	29	5	3	2	0	2	64
	2020	1	0	3	1	10	47	62	5	4	5	3	7	148
	2021	6	0	2	1	11	17	42	6	2	2	2	5	96
														0

		Jan	Feb	Mar	Apr	May	Jun	Jul	Aug	Sep	Oct	Nov	Dec	Total
FUNERAL ESCORT	2019	28	13	10	12	15	16	20	15	17	13	20	17	196
	2020	20	12	13	6	4	4	10	5	3	11	5	14	107
	2021	13	6	14	11	10	11	9	14	20	17	15		140
	2022	0												0
GPS ALERT	2019	0	0	0	0	1	5	0	0	0	0	0	0	6
	2020	0	0	0	0	0	0	1	0	0	1	0	1	3
	2021	2	1	3	3	0	3	4	4	10	4	6	0	40
	2022	1												1
HARASSMENT	2019	16	16	13	12	18	14	14	10	15	15	14	10	167
	2020	16	14	8	7	17	22	18	19	18	13	19	9	180
	2021	20	18	16	13	14	15	23	11	23	10	17	15	195
	2022	20												20
HOMICIDE	2019	0	1	0	0	0	0	0	0	0	0	0	0	1
	2020	0	0	0	0	0	0	0	0	0	0	0	0	0
	2021	0	0	0	0	0	0	0	0	0	0	0	0	0
	2022	0												0
INFORMATION	2019	30	20	46	30	33	45	18	31	34	38	30	27	382
	2020	46	45	98	372	298	82	94	59	168	395	938	971	3566
	2021	715	648	511	461	117	7	5	4	15	5	10	9	2507
	2022	5												5
INTOXICATED SUBJECT	2019	4	5	11	8	3	7	5	4	18	4	6	3	78
	2020	7	4	4	1	4	2	1	2	1	3	2	2	33
	2021	4	0	4	2	7	5	6	4	4	2	4	4	46
	2022	0												0
INVESTIGATION	2019	140	118	157	140	202	155	151	184	193	187	178	168	1973
	2020	155	148	117	94	158	185	174	197	180	185	165	125	1883
	2021	133	123	162	180	218	175	174	205	207	195	183	160	2115
	2022	162												162
INVESTIGATION- SENIOR CITIZEN	2019	0	1	2	0	0	1	1	0	1	1	0	1	8
	2020	1	0	2	1	0	2	0	0	0	0	0	0	6
	2021	1	1	1	1	0	1	0	0	0	1	0	0	6
	2022	0												0

		Jan	Feb	Mar	Apr	May	Jun	Jul	Aug	Sep	Oct	Nov	Dec	Total
INVESTIGATION-ARREST	2019	1	0	7	1	3	1	0	7	2	1	1	1	25
	2020	0	3	1	0	2	0	0	1	1	1	0	0	9
	2021	1	2	4	6	13	2	2	3	1	3	2	3	42
	2022	3												3
INVESTIGATION-BAD CHECK	2019	1	0	0	0	0	0	0	0	0	0	0	0	1
	2020	0	0	0	0	0	1	0	0	0	0	0	0	1
	2021	0	0	0	0	0	0	1	1	1	0	0	0	3
	2022	0												0
INVESTIGATION-COUNTERFEIT	2019	2	1	0	0	1	2	2	0	0	1	2	1	12
	2020	2	1	2	1	1	0	0	0	1	2	0	0	10
	2021	0	0	1	0	0	1	1	0	1	1	0	1	6
	2022	0												0
INVESTIGATION-CREDIT CARD FRAUD	2019	3	3	3	2	1	1	2	1	2	1	1	1	21
	2020	4	3	1	0	1	0	0	0	1	2	2	3	17
	2021	0	2	3	2	0	0	0	0	2	1	0	1	11
	2022	1												1
INVESTIGATION-FINANCIAL CRIME	2019	0	2	2	0	3	2	1	2	0	3	4	1	20
	2020	0	0	5	1	1	1	1	0	0	5	1	1	16
	2021	1	1	4	3	1	0	1	1	0	5	1	0	18
	2022	2												2
INVESTIGATION-FORGERY	2019	3	0	2	2	6	9	3	2	1	2	3	0	33
	2020	4	4	1	0	0	2	1	8	1	0	1	1	23
	2021	1	2	1	1	0	1	1	0	2	3	4	1	17
	2022	2												2
INVESTIGATION-INTERNET CRIME	2019	4	0	3	1	3	3	4	0	0	4	0	1	23
	2020	0	1	0	0	0	2	0	4	2	3	1	1	14
	2021	1	2	3	3	1	2	0	1	2	0	1	2	18
	2022	1												1
INVESTIGATION-WARRANT ARREST	2019	13	13	17	20	12	9	14	6	14	13	8	17	156
	2020	17	12	2	0	2	1	5	3	3	4	11	4	64
	2021	6	3	6	2	13	6	7	6	4	12	10	16	91
	2022	14												14

		Jan	Feb	Mar	Apr	May	Jun	Jul	Aug	Sep	Oct	Nov	Dec	Total
LARCENY IN PROGRESS	2019	1	0	0	0	0	0	2	1	0	0	0	0	4
	2020	1	0	0	0	0	1	0	1	1	0	0	0	4
	2021	0	0	0	0	0	0	0	0	0	0	0	3	3
	2022	1												1
LARCENY/THEFT	2019	16	21	19	27	17	23	32	21	28	30	13	32	279
	2020	22	11	15	5	12	30	19	28	21	31	19	15	228
	2021	15	6	17	10	2	18	29	11	18	17	30	30	203
	2022	21												21
LARCENY-IDENTITY THEFT	2019	14	5	8	10	6	10	15	9	5	7	9	2	100
	2020	13	4	6	7	9	5	6	6	7	8	10	6	87
	2021	12	6	12	3	4	7	2	6	5	4	8	3	72
	2022	7												7
M.V. ACCIDENT	2019	166	154	183	194	183	193	214	169	201	203	218	222	2300
	2020	150	153	94	44	63	119	130	138	139	157	119	151	1457
	2021	103	135	121	135	171	139	202	161	203	224	190	168	1952
	2022	161												161
M.V. ACCIDENT WITH INJURIES	2019	25	25	25	25	33	28	24	20	24	23	20	27	299
	2020	21	11	12	5	8	19	20	12	18	20	23	16	185
	2021	10	18	26	1	4	19	19	12	12	10	7	38	176
	2022	45												45
MEDICAL ALARM	2019	1	2	3	3	4	1	2	3	3	2	1	2	27
	2020	3	0	2	4	0	0	2	2	1	3	0	2	19
	2021	3	3	1	2	1	4	3	0	1	3	4	4	29
	2022	3												3
MENTAL PATIENT	2019	10	3	5	3	1	4	9	2	3	4	1	4	49
	2020	3	1	1	14	7	6	2	6	5	4	2	1	52
	2021	6	2	2	8	8	3	7	2	4	5	3	12	62
	2022	3												3
MISSING PERSON	2019	1	3	4	1	3	5	0	3	2	2	1	4	29
	2020	3	5	1	3	4	2	5	2	1	0	1	3	30
	2021	2	2	6	8	5	4	4	1	1	5	1	3	42
	2022	3												3

		Jan	Feb	Mar	Apr	May	Jun	Jul	Aug	Sep	Oct	Nov	Dec	Total
NARCOTICS VIOLATION	2019	4	6	4	2	2	3	11	5	2	12	7	4	62
	2020	4	4	3	0	3	0	0	1	4	4	2	2	27
	2021	2	2	2	1	8	1	2	3	2	3	6	0	32
	2022	1												1
NOISE COMPLAINT	2019	18	11	15	20	36	42	33	37	58	45	34	17	366
	2020	14	10	10	12	65	56	46	60	66	67	37	26	469
	2021	23	24	45	30	65	50	47	42	44	54	21	29	474
	2022	20												20
PACOS ASSIGNMENT	2019	32	15	21	13	15	15	19	36	41	30	16	18	271
	2020	130	93	42	6	88	63	105	64	59	33	29	46	758
	2021	78	43	68	64	33	20	22	93	51	36	56	32	596
	2022	58												58
PARKING VIOLATION	2019	34	23	38	48	46	47	49	25	80	39	40	29	498
	2020	37	25	29	18	34	101	107	62	65	36	19	28	561
	2021	21	38	32	34	61	32	65	32	83	56	46	23	523
	2022	37												37
PISTOL PERMIT APPLICATION	2019	21	10	7	7	4	15	7	11	6	12	9	19	128
	2020	14	22	13	0	0	64	103	93	61	81	78	65	594
	2021	43	50	44	28	19	29	6	31	28	11	18	9	316
	2022	25												25
RECKLESS DRIVER	2019	19	26	25	25	45	21	30	30	38	33	33	31	356
	2020	29	18	27	14	27	29	33	29	41	31	39	20	337
	2021	22	24	33	36	44	47	30	29	30	25	33	24	377
	2022	24												24
RECOVERED PROPERTY	2019	20	8	14	10	16	18	20	17	26	11	17	12	189
	2020	19	10	13	18	21	22	22	16	14	8	21	11	195
	2021	11	11	12	14	22	19	16	22	23	14	11	12	187
	2022	20												20

		Jan	Feb	Mar	Apr	May	Jun	Jul	Aug	Sep	Oct	Nov	Dec	Total
ROAD HAZARD	2019	37	34	47	35	33	78	86	58	34	51	36	49	578
	2020	24	19	14	35	26	36	33	311	36	20	49	30	633
	2021	27	21	39	27	22	24	55	25	41	29	25	21	356
	2022	31												31
ROBBERY	2019	0	0	0	3	4	1	0	2	1	2	0	1	14
	2020	1	0	0	1	0	0	0	0	1	3	1	0	7
	2021	1	0	0	1	0	0	1	1	1	0	4	2	11
	2022	1												1
ROBBERY IN PROGRESS	2019	0	0	0	0	0	0	0	0	0	0	0	0	0
	2020	0	0	0	0	0	0	0	0	0	0	0	0	0
	2021	0	0	0	0	0	0	0	0	0	0	0	0	0
	2022	0												0
SEX VIOLATION	2019	0	0	1	0	1	1	1	0	1	0	1	1	7
	2020	0	1	1	0	0	0	1	1	0	1	0	0	5
	2021	1	0	1	2	2	1	2	3	2	3	1	2	20
	2022	2												2
SHOPLIFTER	2019	17	14	21	10	22	16	23	15	19	30	22	23	232
	2020	31	31	24	14	21	30	22	20	25	22	25	27	292
	2021	22	24	24	16	21	21	23	29	23	27	23	29	282
	2022	28												28
STOLEN VEHICLE	2019	4	3	3	2	3	4	7	5	12	11	1	2	57
	2020	6	4	4	6	5	12	16	21	10	14	8	8	114
	2021	7	4	2	12	16	8	3	12	15	5	9		93
	2022	0												0
STOLEN VEHICLE ATTEMPT	2019	0	0	0	0	0	0	0	0	1	0	0	0	1
	2020	1	0	0	0	0	0	0	0	0	0	0	0	1
	2021	0	0	0	0	1	0	0	0	0	1	0	17	19
	2022	15												15
STRUCTURE FIRE	2019	0	0	7	5	8	5	10	3	3	5	1	3	50
	2020	2	8	5	3	0	12	6	9	5	5	13	9	77
	2021	5	12	17	3	6	7	2	4	3	10	7	12	88
	2022	7												7

		Jan	Feb	Mar	Apr	May	Jun	Jul	Aug	Sep	Oct	Nov	Dec	Total
SUICIDE	2019	0	0	0	1	0	0	1	1	0	1	0	0	4
	2020	0	0	0	1	0	0	0	1	0	1	0	0	3
	2021	0	1	1	0	0	1	1	0	0	0	0	0	4
	2022	0												0
SUICIDE ATTEMPT	2019	0	0	2	0	0	0	2	1	2	1	0	1	9
	2020	1	1	0	0	1	1	1	1	1	4	0	1	12
	2021	0	2	1	3	2	0	0	1	0	1	1	0	11
	2022	0												0
SUICIDE THREAT	2019	4	4	7	1	4	6	4	1	6	3	4	4	48
	2020	6	4	5	3	3	4	5	2	5	2	4	4	47
	2021	4	1	3	3	6	3	4	2	7	4	2	3	42
	2022	4												4
SUSPICIOUS PERSON	2019	42	38	34	53	57	49	57	49	45	48	39	43	554
	2020	54	31	33	22	28	24	41	43	27	42	33	35	413
	2021	29	19	20	21	25	21	52	36	52	25	33		333
	2022													0
SUSPICIOUS VEHICLE	2019	29	28	19	23	25	16	17	22	23	27	21	28	278
	2020	19	24	21	22	18	16	22	18	16	16	33	21	246
	2021	19	10	21	14	17	20	12	17	16	13	7	32	198
	2022	16												
THEFT FROM MOTOR VEHICLEI	2019	9	14	31	22	10	13	42	26	42	35	18	24	286
	2020	33	37	33	40	36	36	46	75	31	36	25	39	467
	2021	24	7	14	53	63	37	21	19	44	41	32	36	391
	2022	43												43
TRAFFIC CONTROL MALFUNCTION	2019	4	5	5	6	9	5	17	7	5	4	8	5	80
	2020	2	1	4	3	3	2	11	11	3	6	10	5	61
	2021	1	3	3	4	1	4	6	10	9	3	2	4	50
	2022	7												7
TRESPASSER	2019	7	8	12	11	9	14	7	3	6	7	8	13	105
	2020	5	10	10	26	7	17	21	15	9	7	10	15	152
	2021	12	6	13	8	1	10	13	10	1	10	5	5	94
	2022	8												8

		Jan	Feb	Mar	Apr	May	Jun	Jul	Aug	Sep	Oct	Nov	Dec	Total
UNKNOWN TROUBLE	2019	0	0	0	0	1	0	0	1	1	0	0	0	3
	2020	0	0	0	0	0	0	1	0	0	1	1	0	3
	2021	0	0	0	1	1	1	0	0	1	0	1	0	5
	2022	0												0
VANDALISM MISCELLANEOUS	2019	2	0	7	4	4	5	4	2	3	4	1	4	40
	2020	6	6	5	2	8	7	9	6	9	13	5	3	79
	2021	2	2	3	2	5	10	2	14	7	6	3	3	59
	2022	2												2
VANDALISM TO STRUCTURE	2019	1	3	1	0	1	0	4	2	0	2	2	1	17
	2020	1	1	2	0	3	1	1	0	3	2	1	2	17
	2021	3	0	3	5	5	6	3	9	2	4	0	2	42
	2022	2												2
VANDALISM TO VEHICLE	2019	3	1	1	3	5	6	3	7	5	8	9	6	57
	2020	8	7	6	2	4	3	3	3	3	4	3	2	48
	2021	2	3	2	1	5	4	5	3	3	2	2	3	35
	2022	2												2
VESSEL INSPECTION	2019	0	0	0	0	5	3	3	1	0	0	0	0	12
	2020	0	0	0	0	0	4	0	1	0	0	0	0	5
	2021	0	0	0	1	7	3	2	0	0	0	0	0	13
	2022	0												0
WATER RESCUE	2019	0	0	0	0	1	1	1	2	0	1	0	1	7
	2020	0	1	0	1	1	3	3	1	1	2	0	0	13
	2021	0	0	0	0	0	2	2	1	4	2	0	0	11
	2022	1												1
WIRES DOWN	2019	3	6	26	2	3	11	15	12	1	19	1	5	104
	2020	1	2	0	1	1	2	11	91	3	1	14	7	134
	2021	5	0	8	4	8	4	7	6	9	6	5	7	69
	2022	4												4